



INTERNATIONAL
TRADE
ADMINISTRATION

Policy Updates:

Textile and Apparel Trade

pro:Americas Annual Conference

May 21, 2024

U.S. Department of Commerce | International Trade Administration

The information contained in this presentation are proprietary. Reproduction of this presentation outside of the U.S. Department of Commerce, International Trade Administration, is not permitted.

Jennifer Knight

Deputy Assistant Secretary -
Textiles, Consumer Goods,
Materials Industries, Critical
Mineral and Metals





INTERNATIONAL
TRADE
ADMINISTRATION

Who are we?

The mission of **ITA** is to create prosperity by strengthening the international competitiveness of U.S. industry, promoting trade and investment, and ensuring fair trade and compliance with trade laws and agreements.

The mission of **OTEXA** is to advance the competitiveness of U.S. man-made fiber, textile, apparel, footwear, and travel goods industries through the development and execution of international trade and promotion strategies.



Global Markets



Industry & Analysis



Enforcement & Compliance



**Textiles, Consumer Goods, Materials
Industries, and Critical Minerals & Metals**



Office of Textiles and Apparel



OTEXA's Strategic Vision



Helping U.S. textile and apparel businesses and workers compete and win around the globe

 **Promote and Facilitate Trade**

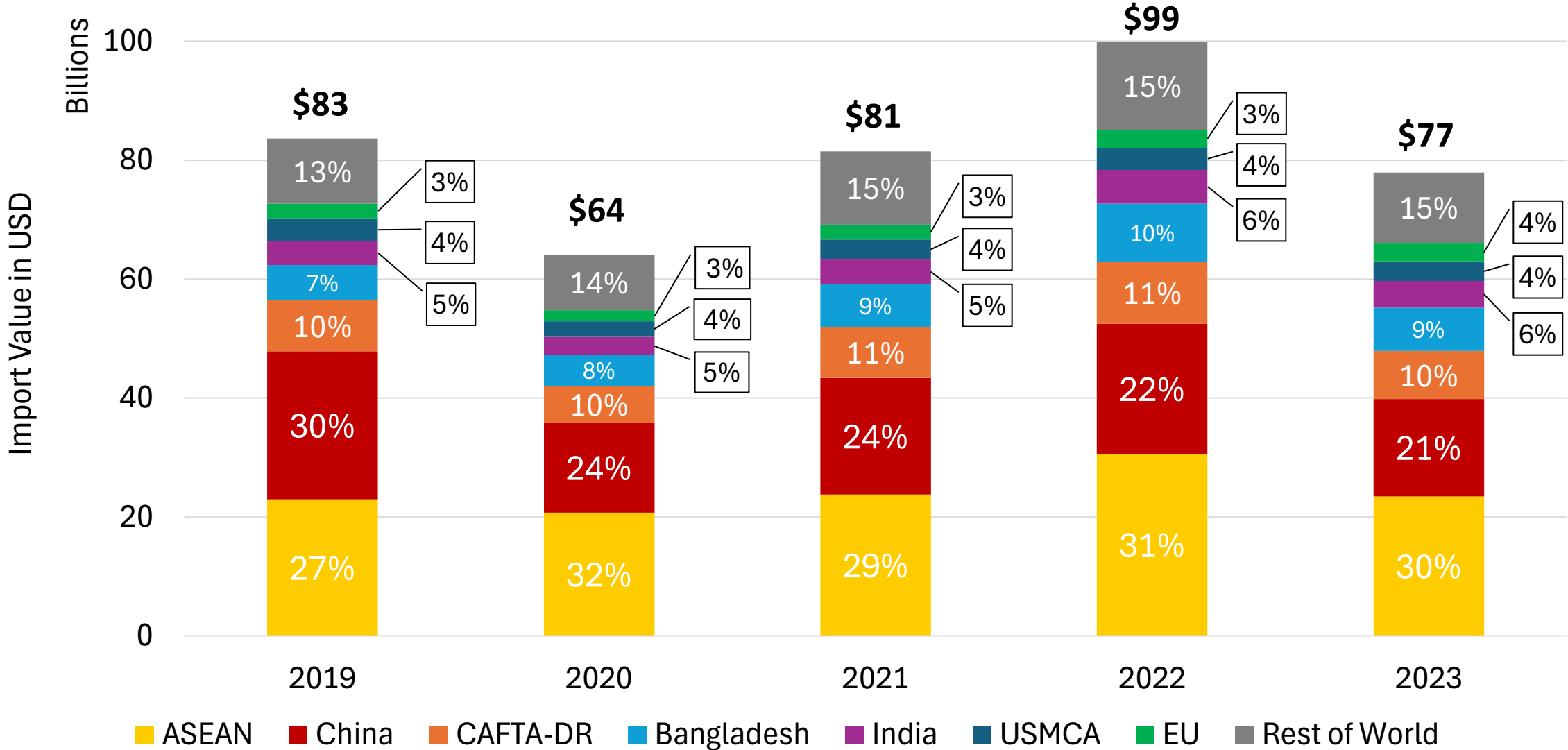
 **Strengthen Supply Chains**

 **Promote Sustainability**

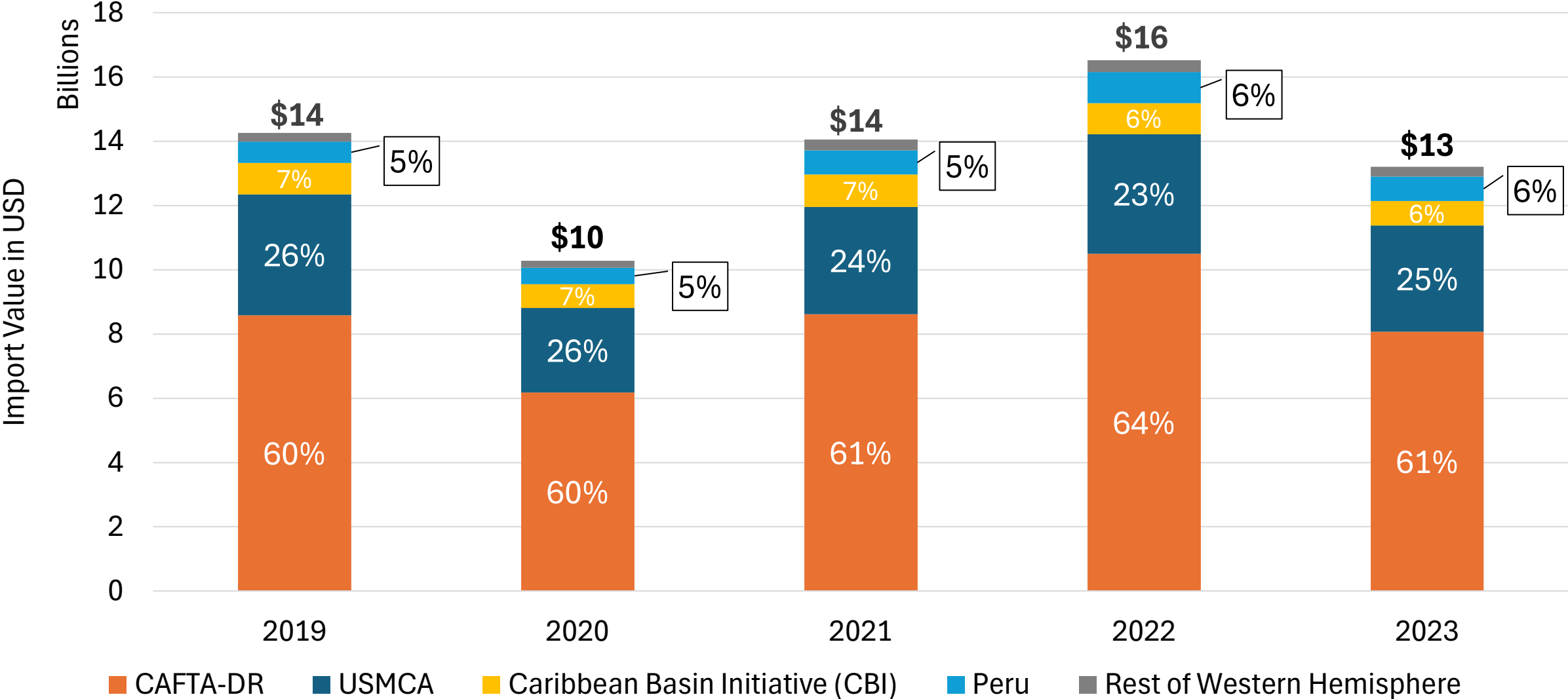
 **Advance Critical & Emerging Technology and Innovation**



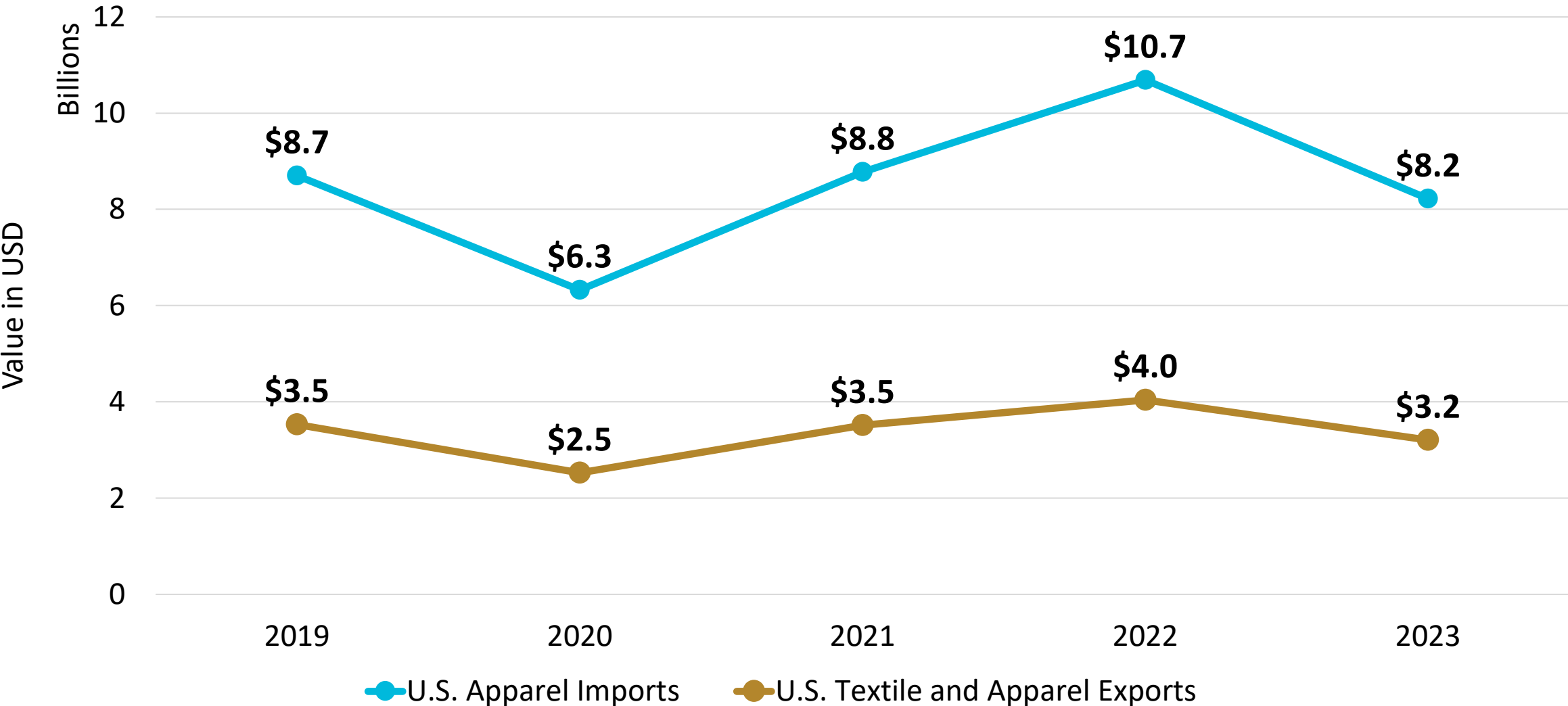
U.S. Global Apparel Imports



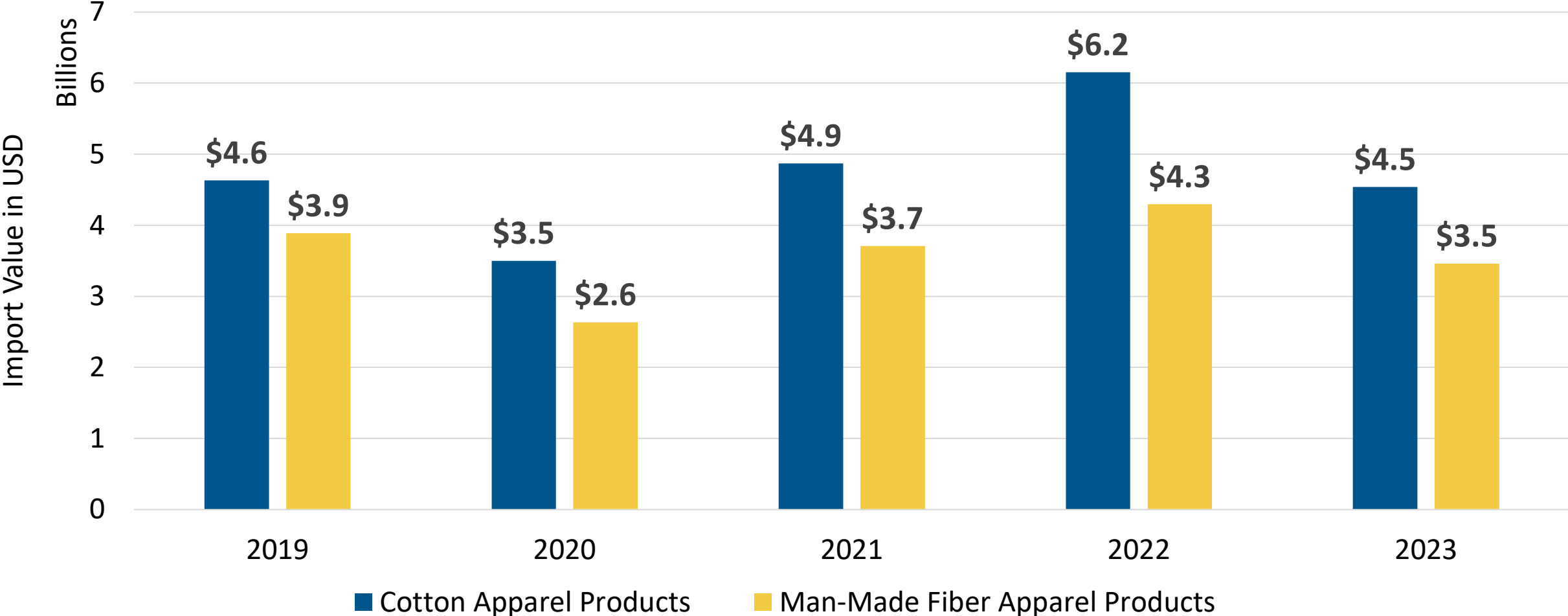
U.S. Apparel Imports from the Western Hemisphere



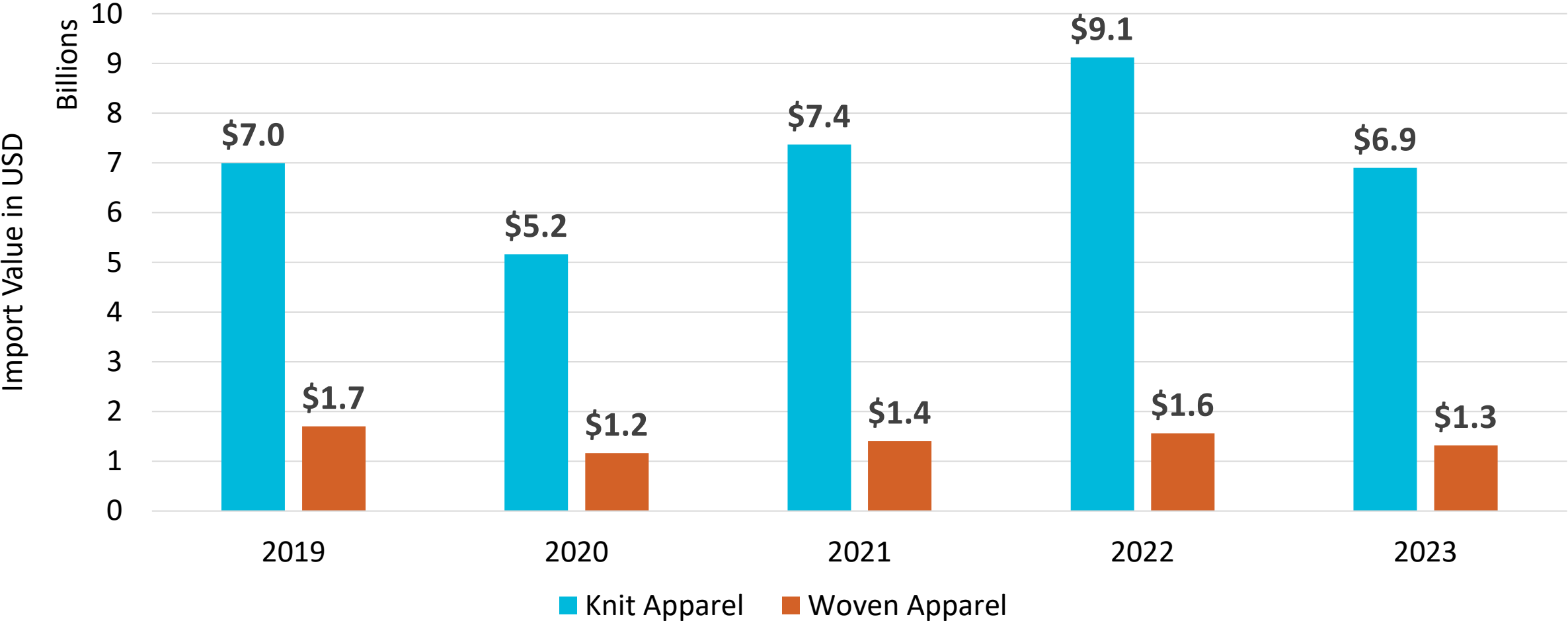
U.S.-CAFTA-DR Textile and Apparel Imports and Exports



U.S. Apparel Imports from CAFTA-DR: Cotton and Man-Made Fiber Apparel Products

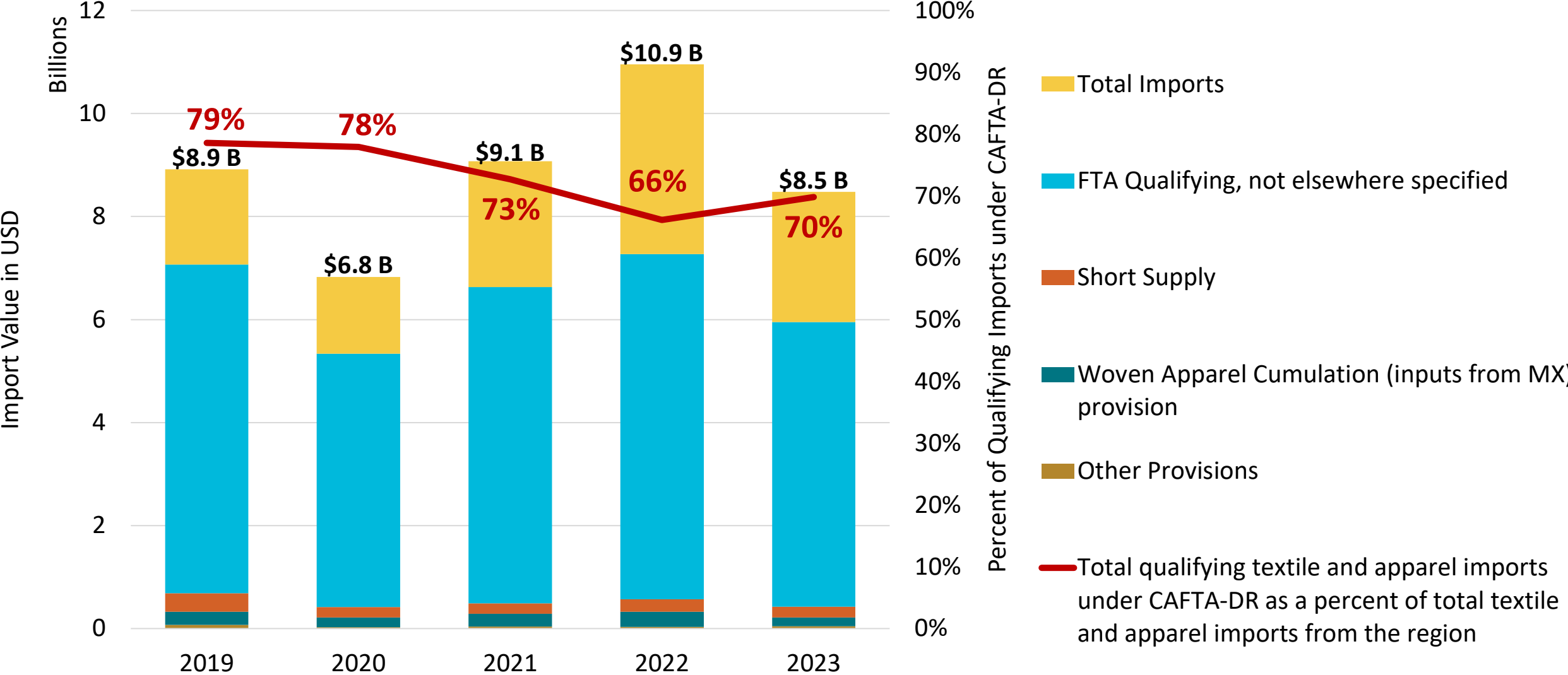


U.S. Apparel Imports from CAFTA-DR: *Knit and Woven Apparel Products*



U.S. Textile and Apparel Imports from CAFTA-DR

By Import Value and Percent of Qualifying Imports



2024 Trade Trends



U.S. Imports

- In the first 3 months of 2024, U.S. global apparel imports are down 7% compared to the first 3 months of 2023.
- U.S. apparel imports from the Western Hemisphere
 - Western Hemisphere: **-12%**
 - CAFTA-DR: **-8%**
 - USMCA: **-13%**
 - CBI: **-32%**



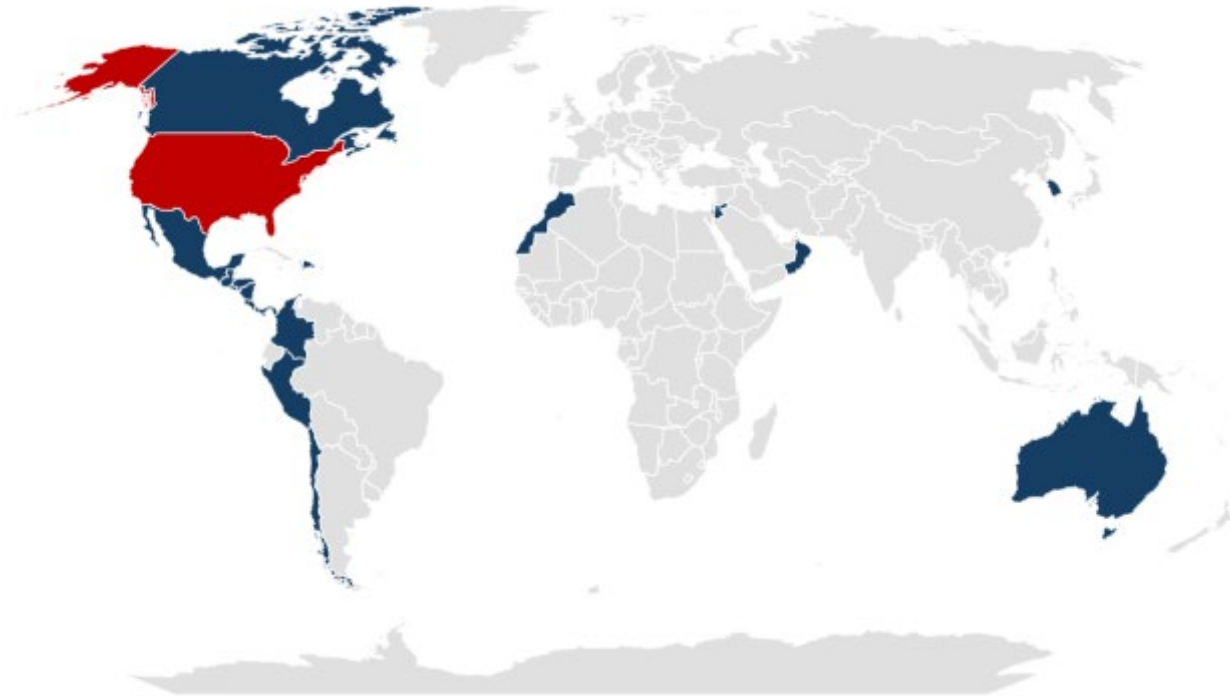
U.S. Exports

- In the first 3 months of 2024, U.S. global textile and apparel exports are down 4% compared to 2023.
- U.S. textile and apparel exports to the Western Hemisphere
 - Western Hemisphere: **-5%**
 - CAFTA-DR: **-8%**
 - USMCA: **-3%**
 - CBI: **-13%**



Textile Trade Policy Priorities

- Maintain existing FTAs
 - Yarn-forward rule with existing flexibilities
- Support greater investment in the United States and region to help grow the textile and apparel supply chain
 - Promote *Central America Forward*



PARTNERSHIP FOR
CENTRAL AMERICA

Mission

- Create one million new jobs
- Facilitate an enabling environment for investments

Metrics

- \$5.2 billion in overall investment commitments
- \$1.4 billion in textile and apparel investment commitments
- 20,000 jobs created in the textile and apparel sector

Collaboration on Interagency Trade Issues

The U.S. Department of Commerce and OTEXA continue to collaborate on several trade issues including:

- E-commerce and de minimis
- Enforcement of FTAs and UFLPA
- Section 301
- Fair labor practices under FTAs
- Workforce development
- Infrastructure projects
- CAFTA-DR Textiles and Apparel Supply Chain Directory
- Trade capacity building in Central America and commercial diplomacy



Thank You.

Connect with Us



Website – Office of Textiles and Apparel

www.trade.gov/otexa



Email – Jennifer Knight

Jennifer.Knight@trade.gov

International Trade Administration

1401 Constitution Ave, NW

Washington, DC 20230

Trade.gov

